

ARMY PUBLIC SCHOOL BATHINDA, MIL STN
HOLIDAY HOMEWORK WINTER BREAK
SESSION-(2023-2024)

CLASS 1

English	Grammar Trove- Do Pgs. 85, 86, 87 and 88 in grammar book
Hindi	हिन्दी गुंजन - Do pgs 8, 11, 12, 14 and 15 in book
Maths	Do pgs. 146 and 149 in book Learn tables of 8 and 9
EVS	Read L- 15 The world of Animals Do pgs. 91 and 100 in book



Let's learn about:

- Reading a story
- Reading a passage and answering questions
- Writing on the basis of given hints



Worksheet – 1

Look at the pictures and number the sentences from 1 to 6 to form a story. Read out the story in the class:



- At last it saw a pot of water and flew up to it.
- The water inside was very low.
- A crow was very thirsty. It searched for water everywhere.
- The crow put its beak in the water and quenched its thirst.
- The water inside rose to the top.
- The crow saw some pebbles nearby and one by one it put them in water.



Worksheet – 2

Read the passage carefully and answer the questions that follow:

TWO PUPPIES

Tanya's parents adopted two small puppies from the animal shelter. They were very young and did not have names yet. Tanya and her brother Tarun had to think of good names for them.

The brown puppy loved to sleep while the white puppy loved to jump.

"What do you want to call them?" asked Mom.

"Think of a nice name quickly," said Dad.

Tanya said "Sleepy" for the brown puppy.

Tarun said "Jumpy" for the white puppy.

"Perfect names!" said Dad and Mom.



Tick (✓) the correct answers:

- | | | |
|---------------------------------|--------------------------------|--------------------------------|
| | (a) | (b) |
| 1. How many puppies were there? | Two <input type="checkbox"/> | Five <input type="checkbox"/> |
| 2. Which puppy liked to sleep? | Brown <input type="checkbox"/> | White <input type="checkbox"/> |

3. Tanya was Tarun's Sister Brother
4. The white puppy was called Sleepy Jumpy
5. Did Mom and Dad like the names? No Yes




Worksheet – 3

Read the passage given below carefully and answer the questions that follow:

BOBBY GETS A GIFT

Bobby has a new bicycle. It is blue and red in colour. It was a gift from his big brother Bunty. He hid it behind the big bush in front of their park. Bunty wanted to surprise his little brother. When Bobby looked behind the bush he saw the bicycle. Bobby jumped with joy and gave his brother a tight hug. Bobby loves his bicycle.



Every evening he rides on it and cleans it carefully with a duster.

1. What is the colour of Bobby's bicycle?

2. Who gave Bobby the bicycle?

3. Where did Bunty hide the bicycle?

4. When does Bobby ride his bicycle?



Worksheet - 4

1. Look at the picture and write what the boy is doing:



2. Go to a garden or park, watch the things around. Now, write a few sentences about the park or garden taking help from the clue box:



• Children • Swing • Trees • Flowers • Bench



HOTS/VBQs


Letters are used as a means of communication. Name some other means of communication.



क्रॉस करिकुलर लर्निंग
Cross-Curricular Learning

गतिविधि-3

○ दिए गए चित्रों के नाम वर्ग-पहेली में से ढूँढ़कर लिखिए।



सै	नि	क	कृ	ष	क
हं	नौ	बू	बाँ		
स	का	त	सु	रा	ही
गि	टा	र	री	मो	बा
		अ	ना	र	द
क	रे	ला	ची	ता	ल






गतिविधि-6

○ नीचे दिए गए चित्र में जो पशु-पक्षी अपने बच्चे के साथ दिखाई दे रहे हैं, उनके नाम बॉक्स में से चुनकर लिखिए।

शेर, भेड़, मुर्गा, बतख, हिरन, गधा, घोड़ा





गतिविधि-7

○ नीचे दिए गए चित्र को देखिए और सही शब्द चुनकर कविता पूरी कीजिए।

घर, डाल, काँप, रोई, आँछीं-आँछीं, मामा,
छींक, बंदर, चिड़िया, पानी, तुमने, तोड़

बैठा था एक डाल पर
भीग रहा के अंदर।
थर-थर-थर-थर रहा था।
..... छींक रहा था।
..... बोली बंदर मामा,
कहा नहीं क्यों माना,
बना नहीं भीग रहे हो।
आँछीं-आँछीं रहे हो।
सुन को गुस्सा आया
चिड़िया का घर गिराया।
चूँ-चूँ-चूँ-चूँ चिड़िया
बैठ पर वो भी सोई।










गतिविधि-9

○ फूल पर लिखे नाम के अन्य दो नाम बादल पर लिखे हैं। आप उन्हें ढूँढ़कर पत्तियों पर

सूरज, वृक्ष, पृथ्वी, चंद्रमा
शशि, रवि, तरु, धरा





गतिविधि-10

○ शेर जब गुफा से बाहर शिकार करने जा रहा था तो उसने अपने पंजों पर कुछ शब्द लिख दिए थे। वापस आते समय उसे उन शब्दों के उलटे अर्थ वाले शब्द लिखने हैं। कृपया खाली पंजों पर लिखकर शेर को गुफा तक पहुँचाइए।



.....

अंदर

ऊपर

.....

छोटा

.....

आगे

.....

रात

.....

.....

सुबह


WORKSHEET



the  brown, the  red, the  green and the  blue.



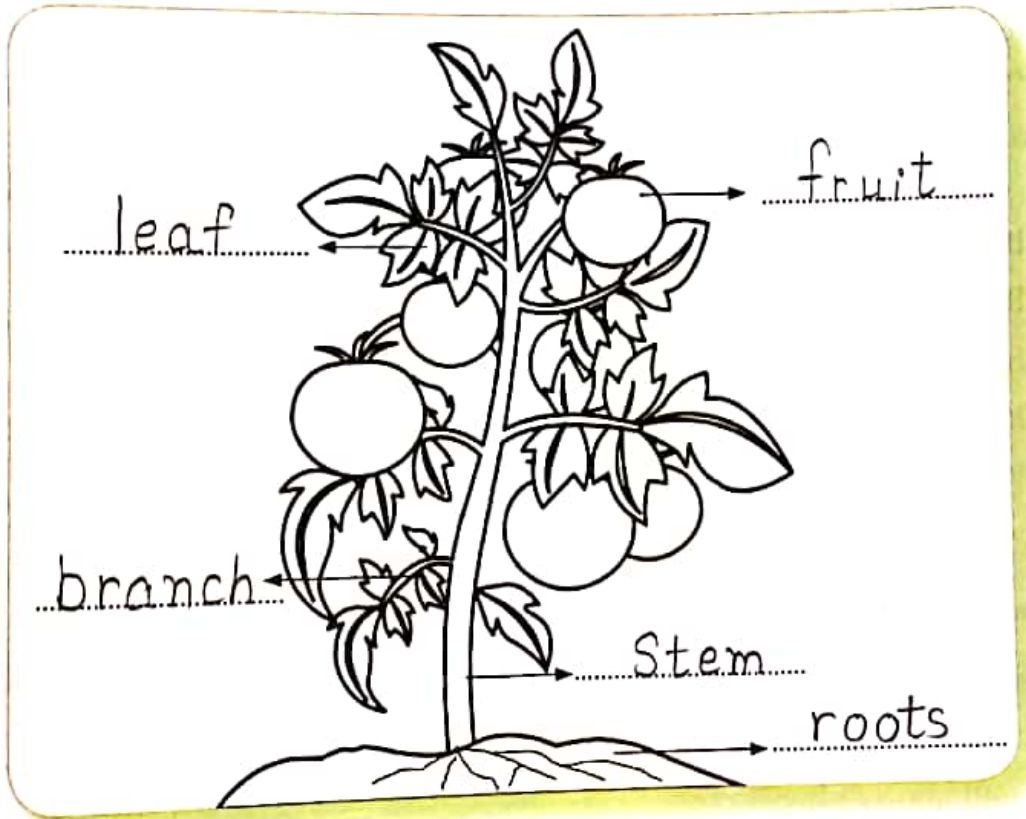
■ Guess the name of the shape and draw it.



■ Name two objects of the shape which has no sides.

■ Name two objects of the shape which has 4 sides.

III. Colour and label the parts of the given plant: E.V.S Page 91



IV. Circle the things which we get from plants:



Experiential Learning

I. Complete the crossword using the pictures as clues.

(Skills - Observation and knowledge)

The crossword puzzle grid is composed of white squares with black borders. The pre-filled letters are as follows:

- Top-left square: Z
- Row 2, Column 5: H
- Row 2, Column 8: T
- Row 4, Column 7: D
- Row 5, Column 1: O
- Row 8, Column 7: M
- Row 9, Column 1: S

Surrounding illustrations include:

- Zebra (top left)
- Elephant (middle left)
- Rhino (bottom left)
- Snake (bottom left)
- Frog (top right)
- Donkey (middle right)
- Octopus (center)
- Monkey (bottom right)